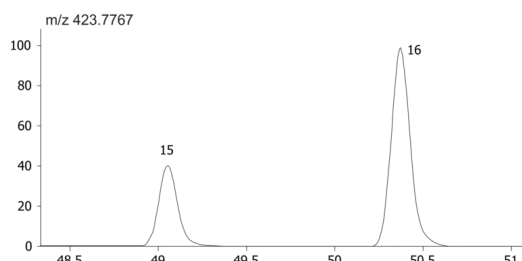
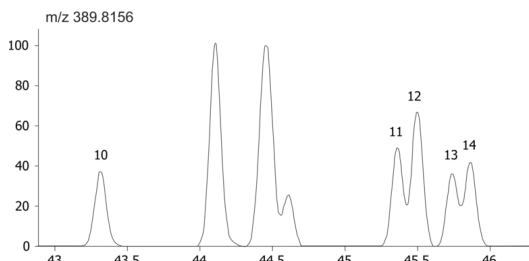
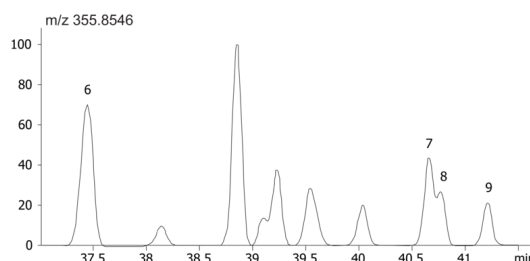
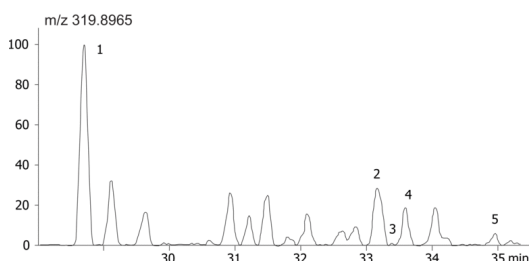


EPA 1613 Polychlorinated Dibenzo-p-dioxins on ZB-5MS**Column:** Zebtron™ ZB-5MS, GC Cap. Column 60 m x 0.25 mm x 0.25 µm, Ea**Phase:** 5% Phenyl-Arylene 95% Dimethylpolysiloxane**Dimensions:** 60 meters x 0.25 mm x 0.25 µm**Order No:** 7KG-G010-11**Oven Profile:** 120°C for 1 min to 220°C at 20°C/min for 16 min to 235°C at 5°C/min for 7 min to 300°C at 5°C/min for 15 min**Carrier Gas:** Constant Flow Helium, 26 cm/sec**Injection:** Splitless :1 2 µL @ 250°C**Detection:** High Res Mass Spec (HRMS) (290°C)**Analyst Note:** Notes: Flow 26cm/sec @ 200°C. Only selected chromatograms shown below. For the complete set of Single Ion Chromatograms, showing both Polychlorinated Dibenzo-p-dioxins and Polychlorinated Dibenzofurans, please contact your Phenomenex Technical Consultant.

Mass Chromatograms are courtesy of V.N. Fishman, G.D. Martin, and L.L. Lamparski, The Dow Chemical Company,

**Products used in this application:**

15884



EPA 1613 Polychlorinated Dibenzo-p-dioxins on ZB-5MS

ANALYTES:

- 1** 1,3,6,8-TCDD
- 2** 1,2,3,7/1,2,3,8-TCDD
- 3** 1,2,3,9-TCDD
- 4** 2,3,7,8-TCDD
- 5** 1,2,8,9-TCDD
- 6** 1,2,4,6,8/1,2,4,7,9-PnCDD
- 7** 1,2,3,7,8-PnCDD
- 8** 1,2,3,6,7-PnCDD
- 9** 1,2,3,8,9-PnCDD
- 10** 1,2,4,6,7,9/1,2,4,6,8,9-HxCDD
- 11** 1,2,3,4,7,8-HxCDD
- 12** 1,2,3,6,7,8-HxCDD
- 13** 1,2,3,4,6,7-HxCDD
- 14** 1,2,3,7,8,9-HxCDD
- 15** 1,2,3,4,6,7,9-HpCDD
- 16** 1,2,3,4,6,7,8-HpCDD

